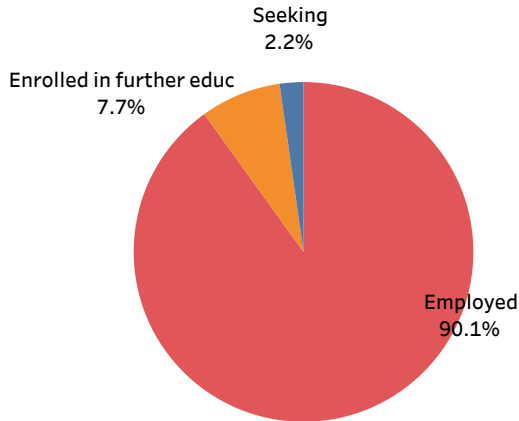


**2023 First Destination Survey - Graduate School
Master's, PBACC, and PMC Recipients Executive Summary**

Post-Graduation Status ¹



Success Rate ²

98%

Average Full-Time Salary

\$73,513

% of Students who Live in NH

60%

% of Students who Work in NH

59%

% of Students with Jobs Related to their Major ³

97%

% of Students Participated in at least one Internship

75%

Top 5 Employers

by # of hires (FT employment only)

University of New Hampshire	29
Fidelity Investments	8
Lonza	5
Advanced Regenerative Manufacturing Inst..	5
Elliot Hospital	4

Top 5 Further Education Institutions

by # of students

University of New Hampshire - Durham	27
Indiana University Bloomington	2
Worcester Polytechnic Institute (WPI)	1
Virginia Tech University	1
University of Melbourne	1

Were satisfied with their UNH education ⁴

89%

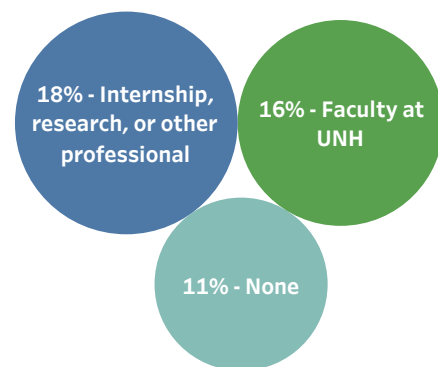
Felt prepared for their post-graduation plans ⁴

87%

Were satisfied with their post-graduation plans ⁴

89%

Top 3 Impacts on Post-Grad Plans



¹ Employed status includes all students identifying full-time and part-time employment, participation in a volunteer or service program, and service in the military.

Seeking status includes students seeking employment and planning on enrolling in further education, but not yet enrolled.

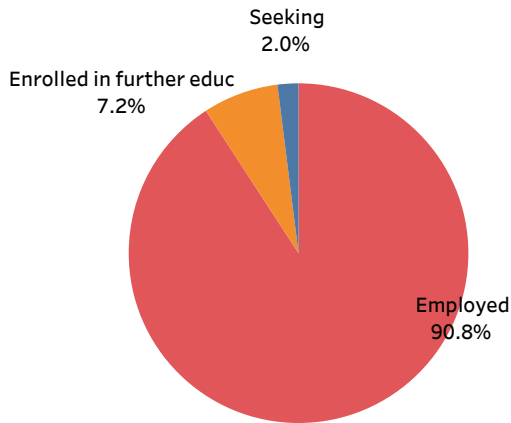
² Success Rate includes students who are employed part-time and full-time, serving in the military, participating in a service/volunteer program, and enrolled in further education.

³ Employment related to major includes students who defined their employment as "Directly relating to major" or "Somewhat related to major" on a three-point scale.

⁴ Based on responses of "Very Satisfied" or "Somewhat Satisfied" on a five-point scale

2023 First Destination Survey - Graduate School
Master's Degree Recipients Executive Summary

Post-Graduation Status ¹



Success Rate ²

98%

Average Full-Time Salary

\$71,029

% of Students who Live in NH

60%

% of Students who Work in NH

58%

% of Students with Jobs Related to their Major ³

97%

% of Students Participated in at least one Internship

75%

Top 5 Employers

by # of hires (FT employment only)

University of New Hampshire	25
Fidelity Investments	8
Lonza	5
Advanced Regenerative Manufacturing Inst..	5
Elliot Hospital	4

Top 5 Further Education Institutions

by # of students

University of New Hampshire - Durham	19
Indiana University Bloomington	2
Worcester Polytechnic Institute (WPI)	1
Virginia Tech University	1
University of Melbourne	1

Were satisfied with their UNH education ⁴

88%

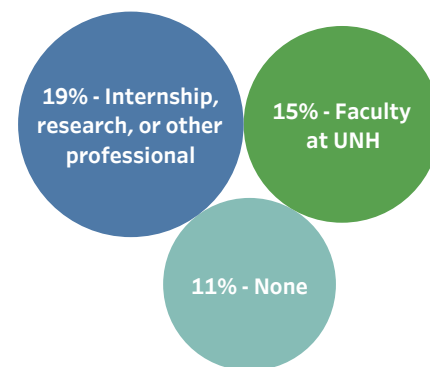
Felt prepared for their post-graduation plans ⁴

87%

Were satisfied with their post-graduation plans ⁴

89%

Top 3 Impacts on Post-Grad Plans



¹ Employed status includes all students identifying full-time and part-time employment, participation in a volunteer or service program, and service in the military.

Seeking status includes students seeking employment and planning on enrolling in further education, but not yet enrolled.

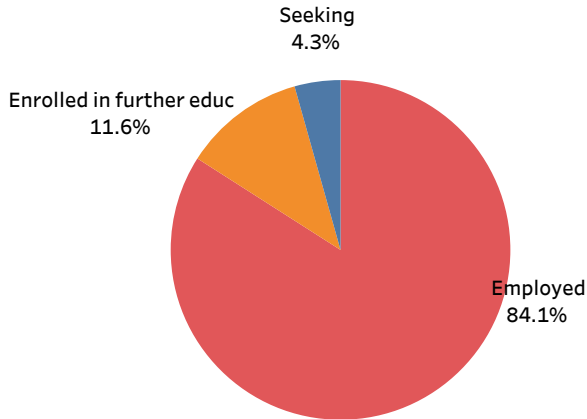
² Success Rate includes students who are employed part-time and full-time, serving in the military, participating in a service/volunteer program, and enrolled in further education.

³ Employment related to major includes students who defined their employment as "Directly relating to major" or "Somewhat related to major" on a three-point scale.

⁴ Based on responses of "Very Satisfied" or "Somewhat Satisfied" on a five-point scale

2023 First Destination Survey - Graduate School
PBACC and PMC Recipients Executive Summary

Post-Graduation Status ¹



Success Rate ²

96%

Average Full-Time Salary

\$102,262

% of Students who Live in NH

65%

% of Students who Work in NH

75%

% of Students with Jobs Related to their Major ³

93%

% of Students Participated in at least one Internship

72%

Top 5 Employers

by # of hires (FT employment only)

University of New Hampshire	4
Lifestance Health	2
Women's Counseling of Nashua	1
Wentworth-Douglass Hospital	1
Weeks Medical Center	1

Top 5 Further Education Institutions

by # of students

University of New Hampshire - Durham	8
--------------------------------------	---

Were satisfied with their UNH education ⁴

96%

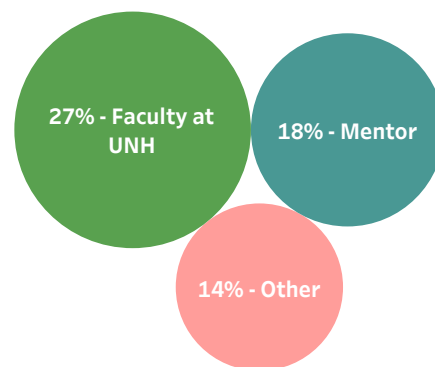
Felt prepared for their post-graduation plans ⁴

87%

Were satisfied with their post-graduation plans ⁴

91%

Top 3 Impacts on Post-Grad Plans



¹ Employed status includes all students identifying full-time and part-time employment, participation in a volunteer or service program, and service in the military.

Seeking status includes students seeking employment and planning on enrolling in further education, but not yet enrolled.

² Success Rate includes students who are employed part-time and full-time, serving in the military, participating in a service/volunteer program, and enrolled in further education.

³ Employment related to major includes students who defined their employment as "Directly relating to major" or "Somewhat related to major" on a three-point scale.

⁴ Based on responses of "Very Satisfied" or "Somewhat Satisfied" on a five-point scale