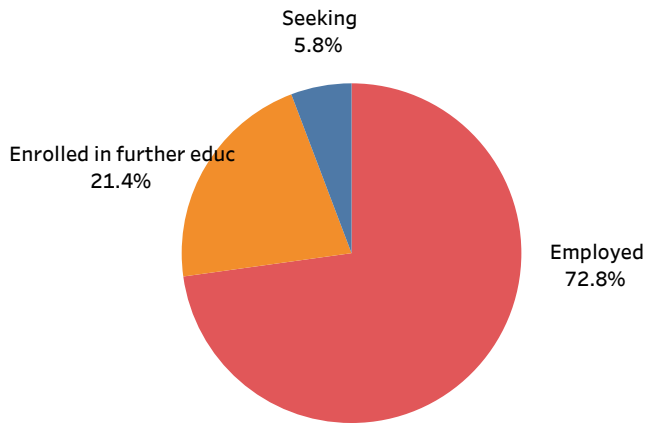


**2023 First Destination Survey  
UNH Undergraduate Executive Summary**

**Post-Graduation Status <sup>1</sup>**



**Success Rate <sup>2</sup>**

94%

**Average Full-Time Salary**

\$57,169

**% of Students who Live in NH**

52%

**% of Students who Work in NH**

45%

**% of Students with Jobs Related to their Major <sup>3</sup>**

87%

**% of Students Participated in at least one Internship**

78%

**Top 5 Employers**

by # of hires (FT employment only)

|                              |    |
|------------------------------|----|
| Fidelity Investments         | 25 |
| University of New Hampshire  | 14 |
| PricewaterhouseCoopers (PwC) | 10 |
| Liberty Mutual Insurance     | 9  |
| Boston Children's Hospital   | 9  |

**Top 5 Further Education Institutions**

by # of students

|  |     |
|--|-----|
| University of New Hampshire - Durham           | 227 |
| Massachusetts College of Pharmacy and Heal..   | 13  |
| University of New Hampshire - Manchester       | 12  |
| University of New Hampshire - Franklin Pierc.. | 10  |
| Merrimack College                              | 9   |

**Were satisfied with their UNH education <sup>4</sup>**

91%

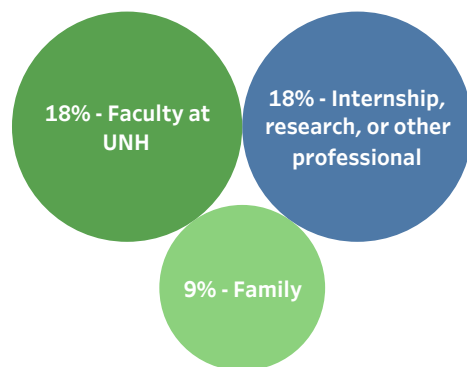
**Felt prepared for their post-graduation plans <sup>4</sup>**

86%

**Were satisfied with their post-graduation plans <sup>4</sup>**

86%

**Top 3 Impacts on Post-Grad Plans**



<sup>1</sup> Employed status includes all students identifying full-time and part-time employment, participation in a volunteer or service program, and service in the military.

Seeking status includes students seeking employment and planning on enrolling in further education, but not yet enrolled.

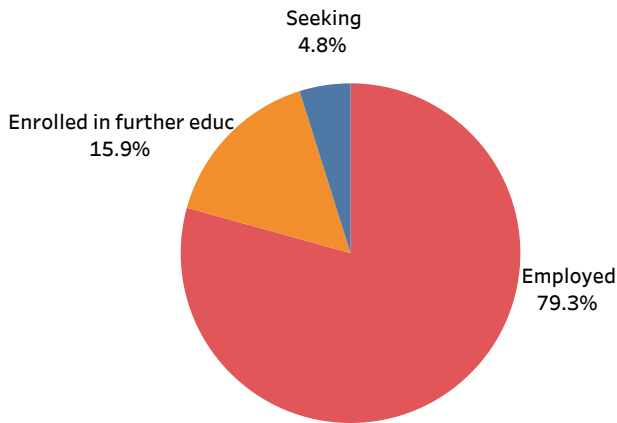
<sup>2</sup> Success Rate includes students who are employed part-time and full-time, serving in the military, participating in a service/volunteer program, and enrolled in further education.

<sup>3</sup> Employment related to major includes students who defined their employment as "Directly relating to major" or "Somewhat related to major" on a three-point scale.

<sup>4</sup> Based on responses of "Very Satisfied" or "Somewhat Satisfied" on a five-point scale

**2023 First Destination Survey**  
**CEPS Undergraduate Executive Summary**

**Post-Graduation Status <sup>1</sup>**



**Success Rate <sup>2</sup>**

95%

**Average Full-Time Salary**

\$70,035

**% of Students who Live in NH**

68%

**% of Students who Work in NH**

55%

**% of Students with Jobs Related to their Major <sup>3</sup>**

94%

**% of Students Participated in at least one Internship**

77%

**Top 5 Employers**

by # of hires (FT employment only)

|                           |   |
|---------------------------|---|
| Liberty Mutual Insurance  | 6 |
| Underwood Engineers, Inc. | 4 |
| Portsmouth Naval Shipyard | 4 |
| Lonza                     | 4 |
| Wright-Pierce             | 3 |

**Top 5 Further Education Institutions**

by # of students

|                                       |    |
|---------------------------------------|----|
| University of New Hampshire - Durham  | 29 |
| Worcester Polytechnic Institute (WPI) | 3  |
| University of Virginia                | 1  |
| University of Utah                    | 1  |
| University of Texas at Austin         | 1  |

**Were satisfied with their UNH education <sup>4</sup>**

92%

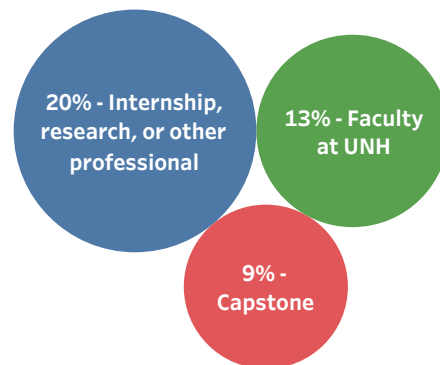
**Felt prepared for their post-graduation plans <sup>4</sup>**

88%

**Were satisfied with their post-graduation plans <sup>4</sup>**

91%

**Top 3 Impacts on Post-Grad Plans**



<sup>1</sup> Employed status includes all students identifying full-time and part-time employment, participation in a volunteer or service program, and service in the military.

Seeking status includes students seeking employment and planning on enrolling in further education, but not yet enrolled.

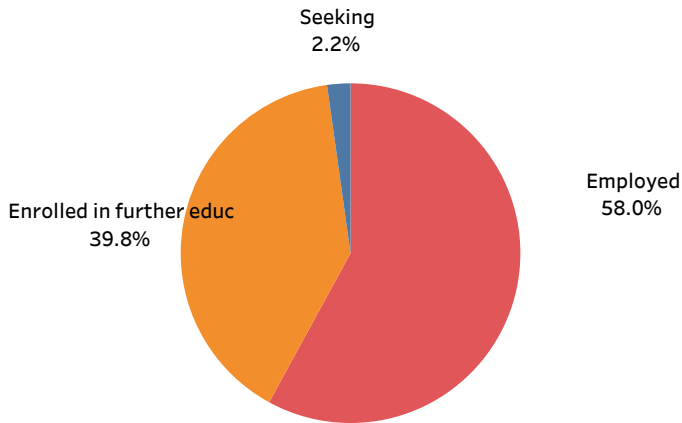
<sup>2</sup> Success Rate includes students who are employed part-time and full-time, serving in the military, participating in a service/volunteer program, and enrolled in further education.

<sup>3</sup> Employment related to major includes students who defined their employment as "Directly relating to major" or "Somewhat related to major" on a three-point scale.

<sup>4</sup> Based on responses of "Very Satisfied" or "Somewhat Satisfied" on a five-point scale

**2023 First Destination Survey**  
**CHHS Undergraduate Executive Summary**

**Post-Graduation Status <sup>1</sup>**



**Success Rate <sup>2</sup>**

98%

**Average Full-Time Salary**

\$54,741

**% of Students who Live in NH**

48%

**% of Students who Work in NH**

41%

**% of Students with Jobs Related to their Major <sup>3</sup>**

91%

**% of Students Participated in at least one Internship**

91%

**Top 5 Employers**

by # of hires (FT employment only)

|                                      |   |
|--------------------------------------|---|
| Portsmouth Regional Hospital         | 5 |
| Brigham and Women's Hospital         | 5 |
| Wentworth-Douglass Hospital          | 4 |
| Beth Israel Deaconess Medical Center | 4 |
| Massachusetts General Hospital       | 3 |

**Top 5 Further Education Institutions**

by # of students

|  |    |
|--|----|
| University of New Hampshire - Durham         | 87 |
| Merrimack College                            | 6  |
| Northeastern University                      | 3  |
| Massachusetts College of Pharmacy and Heal.. | 3  |
| Boston University                            | 3  |

**Were satisfied with their UNH education <sup>4</sup>**

93%


**Felt prepared for their post-graduation plans <sup>4</sup>**

92%

**Were satisfied with their post-graduation plans <sup>4</sup>**

92%

**Top 3 Impacts on Post-Grad Plans**



<sup>1</sup> Employed status includes all students identifying full-time and part-time employment, participation in a volunteer or service program, and service in the military.

Seeking status includes students seeking employment and planning on enrolling in further education, but not yet enrolled.

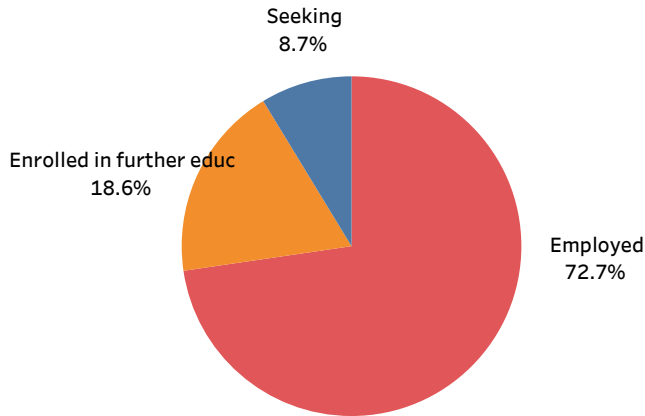
<sup>2</sup> Success Rate includes students who are employed part-time and full-time, serving in the military, participating in a service/volunteer program, and enrolled in further education.

<sup>3</sup> Employment related to major includes students who defined their employment as "Directly relating to major" or "Somewhat related to major" on a three-point scale.

<sup>4</sup> Based on responses of "Very Satisfied" or "Somewhat Satisfied" on a five-point scale

**2023 First Destination Survey**  
**COLA Undergraduate Executive Summary**

**Post-Graduation Status <sup>1</sup>**



**Success Rate <sup>2</sup>**

91%

**Average Full-Time Salary**

\$46,061

**% of Students who Live in NH**

49%

**% of Students who Work in NH**

51%

**% of Students with Jobs Related to their Major <sup>3</sup>**

75%

**% of Students Participated in at least one Internship**

67%

**Top 5 Employers**

by # of hires (FT employment only)

|                             |   |
|-----------------------------|---|
| University of New Hampshire | 5 |
| Fidelity Investments        | 4 |
| The Chase Home              | 3 |
| Community Partners          | 3 |
| BioPoint Inc.               | 3 |

**Top 5 Further Education Institutions**

by # of students

|  |    |
|--|----|
| University of New Hampshire - Durham           | 38 |
| University of New Hampshire - Franklin Pierc.. | 4  |
| University of New Hampshire - Manchester       | 3  |
| Simmons University                             | 2  |
| Northeastern University                        | 2  |

**Were satisfied with their UNH education <sup>4</sup>**

89%

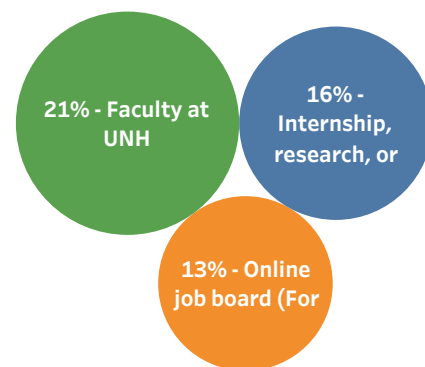
**Felt prepared for their post-graduation plans <sup>4</sup>**

82%

**Were satisfied with their post-graduation plans <sup>4</sup>**

81%

**Top 3 Impacts on Post-Grad Plans**



<sup>1</sup> Employed status includes all students identifying full-time and part-time employment, participation in a volunteer or service program, and service in the military.

Seeking status includes students seeking employment and planning on enrolling in further education, but not yet enrolled.

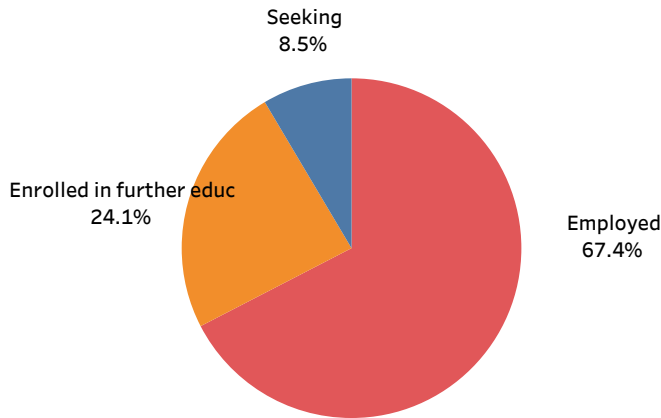
<sup>2</sup> Success Rate includes students who are employed part-time and full-time, serving in the military, participating in a service/volunteer program, and enrolled in further education.

<sup>3</sup> Employment related to major includes students who defined their employment as "Directly relating to major" or "Somewhat related to major" on a three-point scale.

<sup>4</sup> Based on responses of "Very Satisfied" or "Somewhat Satisfied" on a five-point scale

**2023 First Destination Survey**  
**COLSA Undergraduate Executive Summary**

**Post-Graduation Status <sup>1</sup>**



**Success Rate <sup>2</sup>**

91%

**Average Full-Time Salary**

\$47,735

**% of Students who Live in NH**

47%

**% of Students who Work in NH**

37%

**% of Students with Jobs Related to their Major <sup>3</sup>**

85%

**% of Students Participated in at least one Internship**

73%

**Top 5 Employers**

by # of hires (FT employment only)

|                                |   |
|--------------------------------|---|
| Boston Children's Hospital     | 7 |
| University of New Hampshire    | 4 |
| Triumvirate Environmental      | 4 |
| Massachusetts General Hospital | 3 |
| Tufts Medical Center           | 2 |

**Top 5 Further Education Institutions**

by # of students

|  |    |
|--|----|
| University of New Hampshire - Durham           | 42 |
| Massachusetts College of Pharmacy and Heal..   | 6  |
| University of New Hampshire - Franklin Pierc.. | 4  |
| Cummings School of Veterinary Medicine At T..  | 3  |
| University of New Hampshire - Manchester       | 2  |

**Were satisfied with their UNH education <sup>4</sup>**

91%

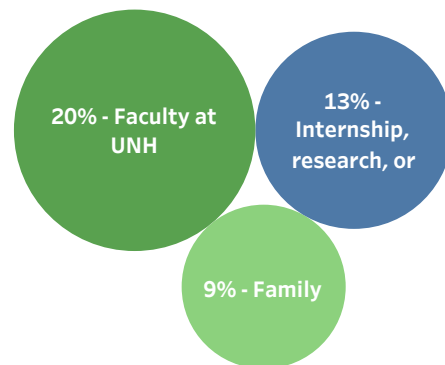
**Felt prepared for their post-graduation plans <sup>4</sup>**

85%

**Were satisfied with their post-graduation plans <sup>4</sup>**

83%

**Top 3 Impacts on Post-Grad Plans**



<sup>1</sup> Employed status includes all students identifying full-time and part-time employment, participation in a volunteer or service program, and service in the military.

Seeking status includes students seeking employment and planning on enrolling in further education, but not yet enrolled.

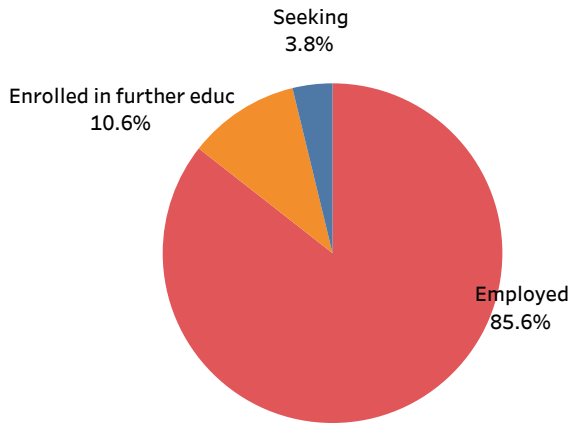
<sup>2</sup> Success Rate includes students who are employed part-time and full-time, serving in the military, participating in a service/volunteer program, and enrolled in further education.

<sup>3</sup> Employment related to major includes students who defined their employment as "Directly relating to major" or "Somewhat related to major" on a three-point scale.

<sup>4</sup> Based on responses of "Very Satisfied" or "Somewhat Satisfied" on a five-point scale

**2023 First Destination Survey**  
**Paul College Undergraduate Executive Summary**

**Post-Graduation Status <sup>1</sup>**



**Success Rate <sup>2</sup>**

96%

**Average Full-Time Salary**

\$62,275

**% of Students who Live in NH**

42%

**% of Students who Work in NH**

36%

**% of Students with Jobs Related to their Major <sup>3</sup>**

92%

**% of Students Participated in at least one Internship**

83%

**Top 5 Employers**

by # of hires (FT employment only)

|                              |    |
|------------------------------|----|
| Fidelity Investments         | 18 |
| PricewaterhouseCoopers (PwC) | 10 |
| Medicus Healthcare Solutions | 6  |
| TJX Companies                | 5  |
| ALKU                         | 5  |

**Top 5 Further Education Institutions**

by # of students

|                                      |    |
|--------------------------------------|----|
| University of New Hampshire - Durham | 27 |
| New York University                  | 2  |
| Merrimack College                    | 2  |
| University of West Florida           | 1  |
| University of Utah                   | 1  |

**Were satisfied with their UNH education <sup>4</sup>**

93%

**Felt prepared for their post-graduation plans <sup>4</sup>**

85%

**Were satisfied with their post-graduation plans <sup>4</sup>**

85%

**Top 3 Impacts on Post-Grad Plans**

20% - Internship, research, or other professional

12% - Family

11% - Clubs and

<sup>1</sup> Employed status includes all students identifying full-time and part-time employment, participation in a volunteer or service program, and service in the military.

Seeking status includes students seeking employment and planning on enrolling in further education, but not yet enrolled.

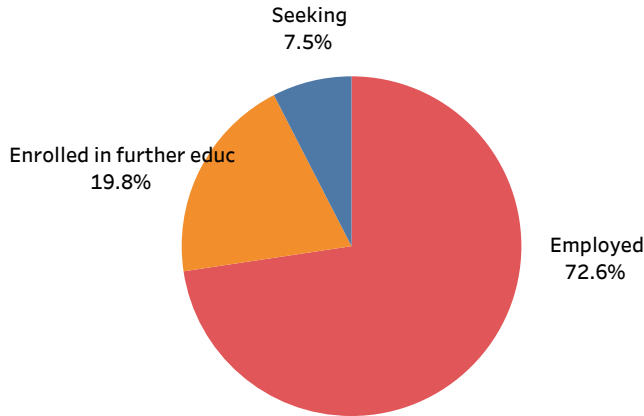
<sup>2</sup> Success Rate includes students who are employed part-time and full-time, serving in the military, participating in a service/volunteer program, and enrolled in further education.

<sup>3</sup> Employment related to major includes students who defined their employment as "Directly relating to major" or "Somewhat related to major" on a three-point scale.

<sup>4</sup> Based on responses of "Very Satisfied" or "Somewhat Satisfied" on a five-point scale

**2023 First Destination Survey**  
**UNH Manchester Undergraduate Executive Summary**

**Post-Graduation Status <sup>1</sup>**



**Success Rate <sup>2</sup>**

92%

**Average Full-Time Salary**

\$55,758

**% of Students who Live in NH**

87%

**% of Students who Work in NH**

67%

**% of Students with Jobs Related to their Major <sup>3</sup>**

90%

**% of Students Participated in at least one Internship**

76%

**Top 5 Employers**

by # of hires (FT employment only)

|                                  |   |
|----------------------------------|---|
| Keystone Precision & Engineering | 2 |
| Xpedite Fulfillment              | 1 |
| VMware Tanzu Labs                | 1 |
| Viant Medical                    | 1 |
| University of New Hampshire      | 1 |

**Top 5 Further Education Institutions**

by # of students

|  |   |
|--|---|
| University of New Hampshire - Manchester     | 6 |
| University of New Hampshire - Durham         | 4 |
| Massachusetts College of Pharmacy and Heal.. | 4 |
| Southern New Hampshire University            | 2 |
| University of New Hampshire- Manchester      | 1 |

**Were satisfied with their UNH education <sup>4</sup>**

81%

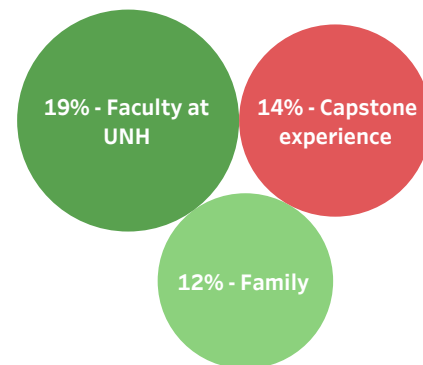
**Felt prepared for their post-graduation plans <sup>4</sup>**

79%

**Were satisfied with their post-graduation plans <sup>4</sup>**

86%

**Top 3 Impacts on Post-Grad Plans**



<sup>1</sup> Employed status includes all students identifying full-time and part-time employment, participation in a volunteer or service program, and service in the military.

Seeking status includes students seeking employment and planning on enrolling in further education, but not yet enrolled.

<sup>2</sup> Success Rate includes students who are employed part-time and full-time, serving in the military, participating in a service/volunteer program, and enrolled in further education.

<sup>3</sup> Employment related to major includes students who defined their employment as "Directly relating to major" or "Somewhat related to major" on a three-point scale.

<sup>4</sup> Based on responses of "Very Satisfied" or "Somewhat Satisfied" on a five-point scale